

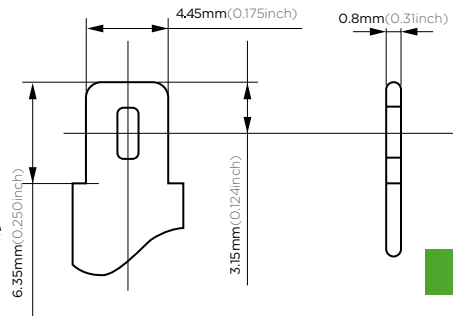
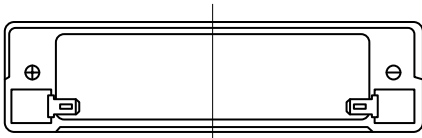
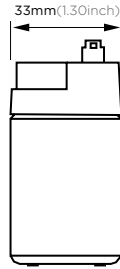
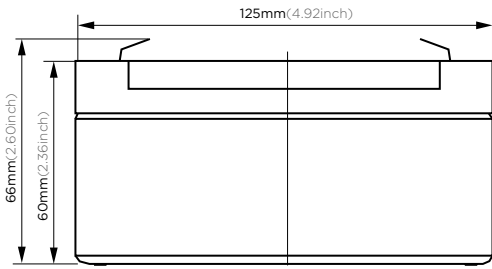
BG-630

(6V 3Ah)

Rechargeable Sealed Lead Acid Battery



Technical Specification Sheet



Terminal Dimensions

These rechargeable batteries are lead-lead dioxide systems. The dilute sulfuric acid electrolyte is absorbed by separators and thus immobilized. Should the battery be accidentally overcharged producing hydrogen and oxygen, special one-way valves allow the gases to escape thus avoiding excessive pressure build-up. Otherwise, the battery is completely sealed and is, therefore, maintenance-free, leak proof and usable in any position.

Application

- Alarm System
- Cable Television
- Communication Equipment
- Control Equipment
- Security System
- Medical Equipment
- UPS
- Power tools
- Emergency Power System
- Toys

Performance Characteristics

Designed Floating Life	5 Years			
Capacity (25°C)	20HR(0.16A,1.75V)	10HR(0.3A,1.75V)	5HR(0.55A,1.75V)	1HR(2.10A,1.75V)
	3.2AH	3.0AH	2.75AH	2.1AH
Dimensions	Length	Width	Height	Total Height
	125mm(4.92inch)	33mm(1.30inch)	60mm(2.36inch)	66mm(2.60inch)
Approx. Weight	0.63kg(1.39lbs)			
Internal Resistance	Full charged at 25°C: 0.024 Ohm			
Self Discharge	3% of capacity declined per month at (25°C)			
Capacity Affected by Temp. (20HR)	40°C	25°C	0°C	-15°C
	102%	100%	85%	65%
Charge Voltage (25°C)	Cycle use		Float use	
	7.2-7.5V(-15mV/°C), max. Current: 0.96A		6.8-6.9V(-10mV/°C)	

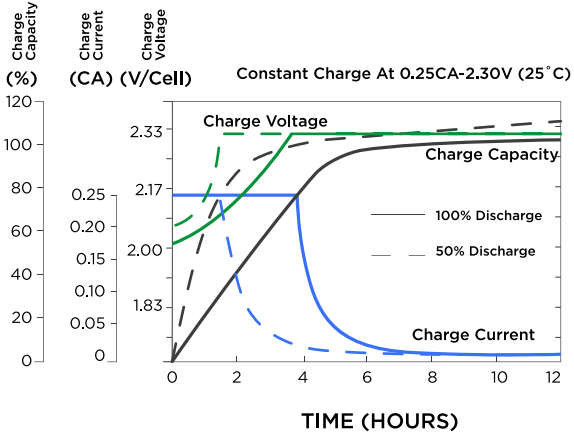
General Features

- Absorbent Glass Mat(AGM) technology for efficient gas recombination of up to 99% and freedom from electrolyte maintenance or water adding.
- Not restricted for air transport-complies with IATA/ICAO Special Provision A67.
- UL-recognized component.
- Can be mounted in any orientation.
- Computer designed lead, calcium tin alloy grid for high power density.
- Long service life, float or cyclic applications.
- Maintenance-free operation.
- Low self discharge.

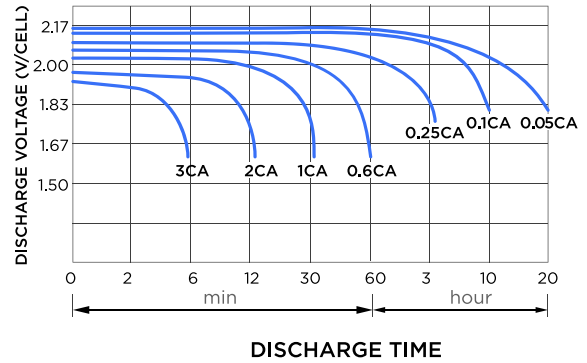
Battery Construction

Component	Positive plate	Negative plate	Container	Cover	Safety valve	Terminal	Separator	Electrolyte
Raw material	Lead dioxide	Lead	ABS	ABS	Rubber	Copper	Fiberglass	Sulfuric acid

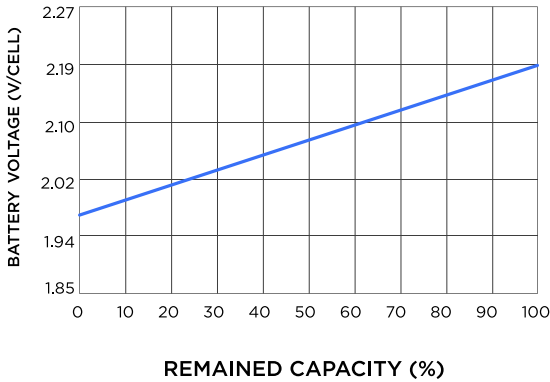
Charge characteristic



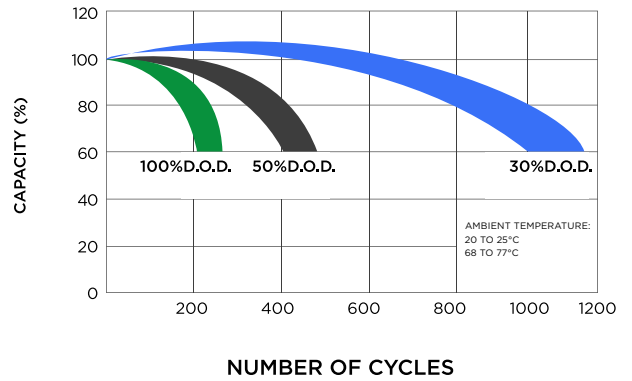
Discharge characteristic (25°C)



Relationship of OCV and state of charge



Self-discharge characteristic



Constant current discharge ratings (Amperes at 77°F 25°C)

F. V / T i m e	5 min	10 min	15 min	30 min	1HR	3HR	5HR	10HR	20HR
1.60V	12.5	7.78	5.87	3.58	2.27	1.00	0.61	0.34	0.18
1.67V	11.7	7.38	5.64	3.42	2.24	0.96	0.60	0.34	0.17
1.70V	10.8	7.11	5.51	3.11	2.18	0.90	0.58	0.34	0.17
1.75V	10.5	6.89	5.33	2.96	2.07	0.87	0.57	0.33	0.17
1.80V	9.43	6.58	4.84	2.74	1.94	0.83	0.54	0.33	0.16
1.85V	8.32	6.27	4.36	2.52	1.81	0.80	0.50	0.32	0.16

Constant power discharge ratings (Watts at 77°F 25°C)

F. V / T i m e	5 min	10 min	15 min	30 min	1HR	3HR	5HR	10HR	20HR
1.60V	21.9	14.0	10.7	6.44	4.10	1.77	1.03	0.68	0.36
1.67V	21.2	13.7	10.6	6.31	4.08	1.72	1.03	0.68	0.35
1.70V	19.9	13.6	10.5	5.91	4.00	1.64	1.01	0.67	0.34
1.75V	20.1	13.5	10.4	5.73	3.93	1.60	1.00	0.67	0.33
1.80V	18.3	13.3	9.64	5.47	3.71	1.55	0.97	0.66	0.32
1.85V	16.6	12.6	8.75	5.12	3.49	1.51	0.94	0.62	0.31